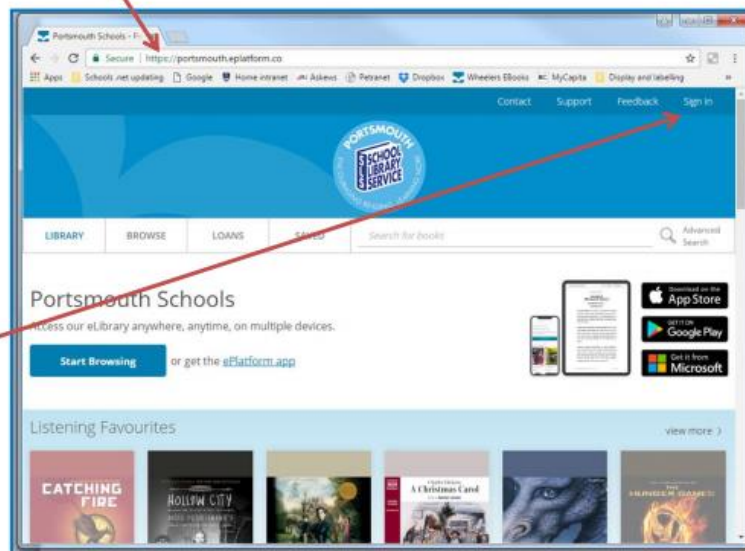


E Platform Access Instructions for Y7-9 Students

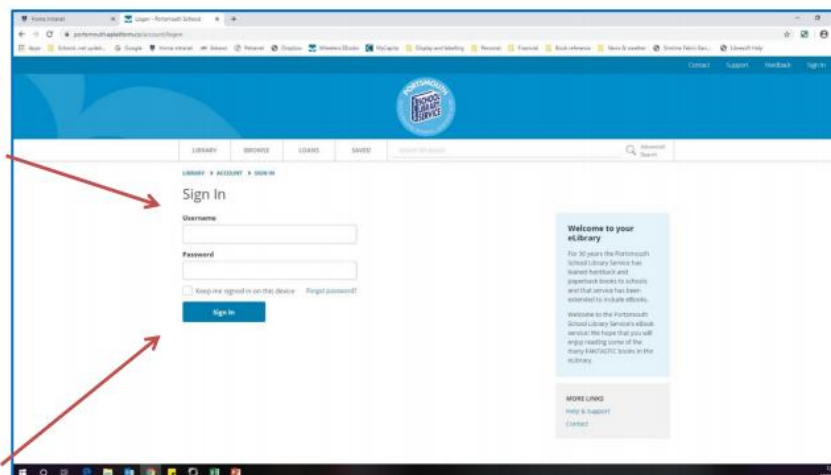
Students in years 7-9 have been given log-ons by their English teachers. The instructions below show you how to access E-Platform through their website or by downloading the app. Students are free to borrow a book online for a period of 3 weeks. The service is completely free for TPA students without any overdue fees.

- ① In your web browser use this URL:
https://portsmouth.eplatform.co



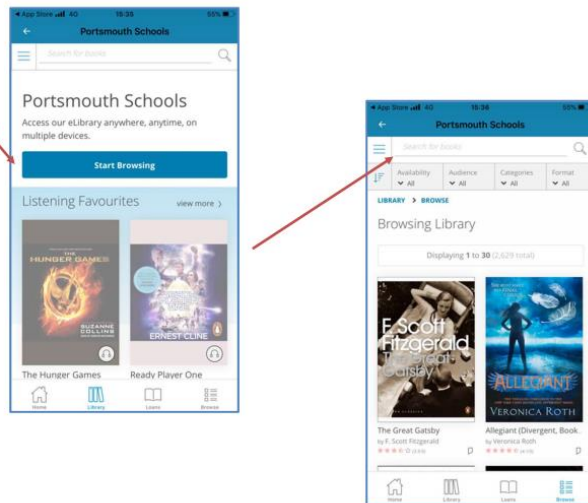
- ② Click on:
Sign In

- ③ Put in your User
Name and Password

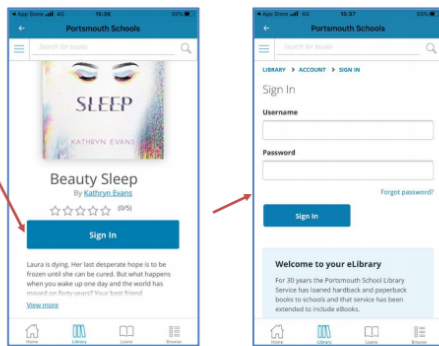


- ④ click the blue
Sign In button

③ Click on 'Start Browsing' and search for a book you want to read



④ click the blue Sign In button and enter your username and password to sign in



This will then give you a 'Borrow' button, or you can go back to Browse to search again.

When you open the app again, you will already be signed in and you will just need to select Portsmouth Schools from the list and browse. You should only need to sign in again if you change devices or update the app.