

Year 7—Guitar and Drum Skills




What will they learn?

| | Week 1 / 2 | Week 3 / 4 | Week 5 / 6 |
|--------------------------|---|---|---|
| Learning Question | How should I go about developing the skills | How to rehearse as a band? | How to perform as a band? Assessment |
| Success Criteria | <p>I know what Guitar tab and Drum notation are and how to read them.</p> <p>I can name the different parts of the drum kit and the Guitar.</p> <p>I can read and perform using Guitar tab / Drum notation.</p> | <p>I can refine and improve my work and the work of others in the band.</p> <p>I can maintain focus and effort in rehearsals.</p> <p>I can listen to advice from peers & teachers and use the feedback to improve my performance.</p> | <p>I can listen to the other members of my band to keep in time.</p> <p>I can use the tab / notation sheet music to play my part in the band.</p> <p>I can play my individual part as part of the band performance.</p> |

WP

WP

EP

| | Week 1 / 2 | Week 3 / 4 | Week 5 / 6 |
|--|--|--|--|
| <p>Aspire</p>  | <ul style="list-style-type: none"> • Be able to identify some parts of drum /Guitar • Be able to read Tab music for Guitar with help. • Be able to play the first few exercises in the booklet. • Be able to play a drum groove (with bass and | <ul style="list-style-type: none"> • Show some level of focus and effort in rehearsals. • Suggest a few basic improvements in some lessons. • Listen to advice from peers and teachers and try to act upon this advice. | <ul style="list-style-type: none"> • Perform simple parts. (Electric guitar part on the keyboard, bass part on the keyboard.) • Perform, but song may not be finished or is short. • Basic overall standard of performance. (Parts will be accurate, but may not be in time with the band.) |
| <p>Endeavour</p>  | <ul style="list-style-type: none"> • Be able to identify all parts of drum /Guitar • Be able to read music for both Drums / Guitar. • Be able to play up to the middle of the guitar booklet. • Be able to play a drum groove (with bass, snare and hi hats) | <ul style="list-style-type: none"> • Show at least a satisfactory level of focus and effort in rehearsals. • Show at least satisfactory progress and improvement. • Take a leading role within your group, suggesting improvements. | <ul style="list-style-type: none"> • Perform more difficult parts. (Bass Guitar part on the guitar, melody part on the keyboard (one hand)) • Perform your individual parts mostly accurately. (You can make a few mistakes and only occasional stops / pauses throughout.) • Perform a finished song. |
| <p>Accelerate</p>  | <ul style="list-style-type: none"> • Be able to describe all parts of a drum /Guitar • Be able to quickly read Tab music for both Drums and Guitar. • Be able to play majority of the guitar exercises in the booklet. • Be able to play a drum groove (with bass, snare, hi hats and cymbals) | <ul style="list-style-type: none"> • Show a good level of focus and effort in rehearsals. • Show good progress and improvement. • Maintain an important role within your group, suggesting improvements. | <ul style="list-style-type: none"> • Perform difficult parts. (both hands on the keyboard, Electric guitar chords, Drum part (bass, snare and Hi Hats)) • Perform your individual parts accurately. (You can make a few mistakes in the more difficult sections, with only occasional stops / pauses throughout.) • Perform a finished song with a well organised |